



**International Biennial of
Landscape Architecture**

**NOVEMBER 2023
BARCELONA**

SCHOOL PRIZE

INTERNATIONAL EXHIBITION OF UNIVERSITY PROJECTS IN SCHOOLS OF ARCHITECTURE AND LANDSCAPE

by BANC SABADELL FOUNDATION


from NOVEMBER 4 TILL NOVEMBER 18, 2023

LAYOUT TUTORIAL FOR UNIVERSITY PROJECTS

To submit university projects they should sit on the DOSSIER.pdf file that is provided yo download. The easiest way to edit PDF files is using Adobe Acrobat Pro. In this tutorial we will learn how to download and install the trial version of this program and how to use it for submitting projects.

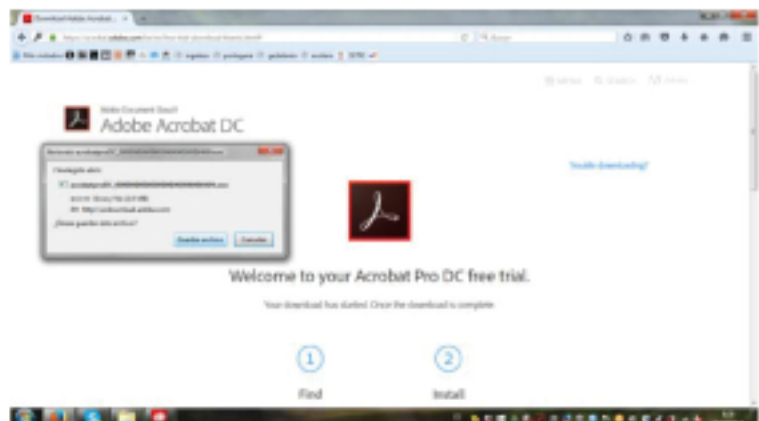
Step 1: Installing Adobe Acrobat Pro DC (Trial Version)

Go to the official website of Adobe Acrobat Pro and click on get Started (Screenshot 1). Save the file and run it (Screenshot 2 and 3). It will begin the process of downloading and installing. When finished, click Start Acrobat (Screenshot 4). We login with our Adobe ID (Screenshot 5). If we don't have one, register for free and get one. Logged in we see the window which reports the remainder of the trial (7 days). Click on Start Now the trial version (Screenshot 6) and now we can start editing PDF files.



Esto es lo que incluye esta versión de prueba

Screenshot 1



Screenshot 2



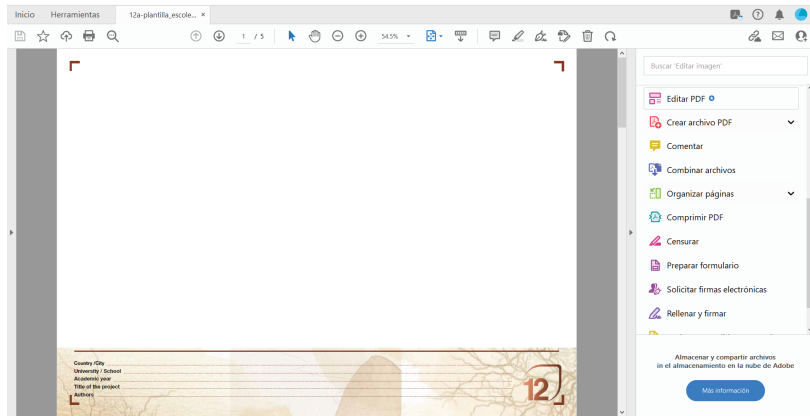
Step 2: Project Layout

Registration must be done in English. Download the DOSSIER.pdf file for editing as explained below. Open the downloaded DOSSIER file with the trial version of Adobe Acrobat Pro recently installed. In the right menu click Edit PDF (Screenshot 7). One by one fill the text boxes with data from the School of origin (Screenshot 8). Choose now one representative image of the project and upload it with Adobe Pro's "Add Image" tool (Screenshot 9). Adjust the frames to the template and "Send to Back" (Screenshot 10). Be sure that the logo of the 12th International Landscape Biennial overlies our composition.

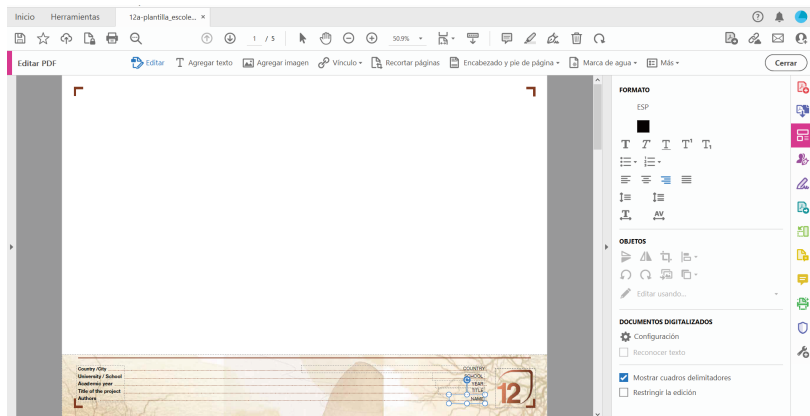
**International Biennial of
Landscape Architecture**

**NOVEMBER 2023
BARCELONA**

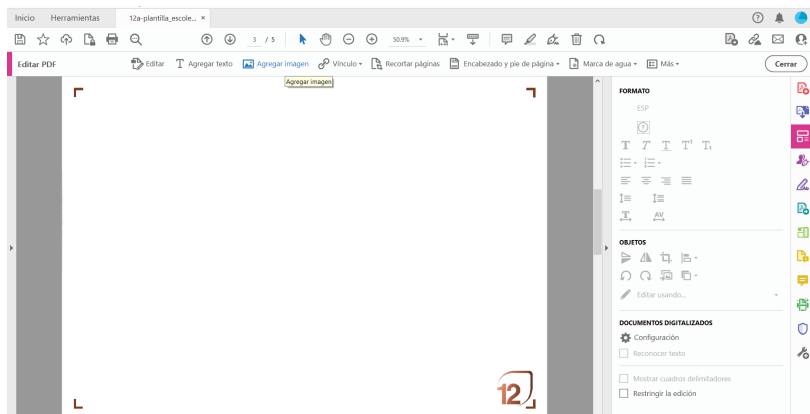
SCHOOL PRIZE



Screenshot 7



Screenshot 8



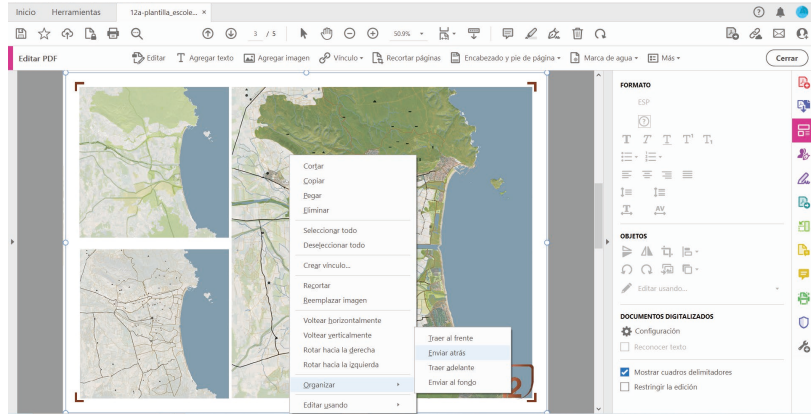
Screenshot 9



**International Biennial of
Landscape Architecture**

**NOVEMBER 2023
BARCELONA**

SCHOOL PRIZE



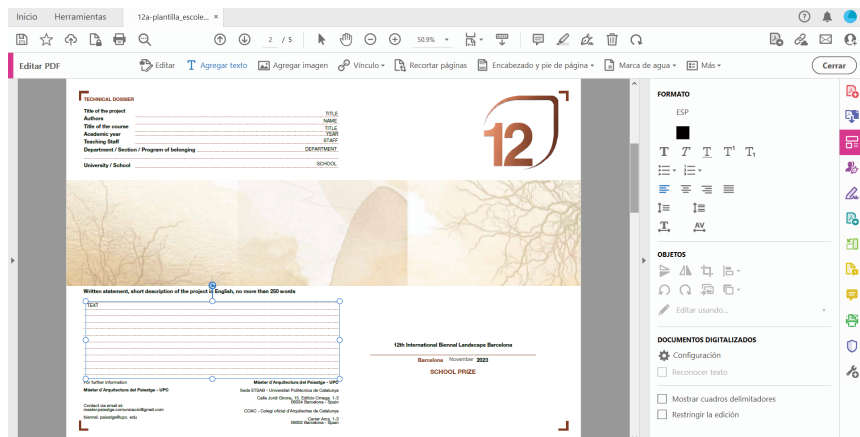
Screenshot 10

Once added the images, we fill the Project data (Screenshot 11). Once written data is filled in, turn to edit graphic information in the sheets. As explained, each team has 3 A3 horizontal format sheets to present their project. Students are requested to produce compositions with project information in this format. Each composition should be saved as JPG file and then uploaded to the DOSSIER with Adobe Pro's "Add Image", as explained before. Please be sure that the logo sets on top and continue with the load of the compositions in sheets.

Save the edited as PDF file (Screenshot 12).

Download DOSSIER.pdf file and edit it as many times as projects to be submitted.

Each project will have a maximum upload size of 40 MB. Try File / Reduce the file size to make it smaller.



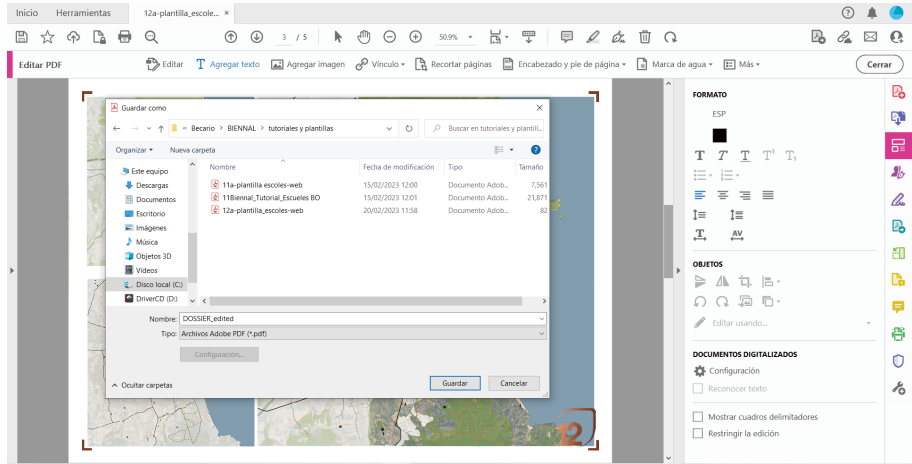
Screenshot 11



International Biennial of Landscape Architecture

NOVEMBER 2023
BARCELONA

SCHOOL PRIZE



NOTE: A teacher representing the school must upload a single PDF file with all student projects.

To register an architecture and landscape project, follow these 3 steps:

Register as a user

1. We will keep your data according to the privacy policy, and you can manage or delete it at any time. If you are already registered, go to

the next step.

Enter as a user

2. Access from the *Login* button with your password, and access the payment platform to register for the Prize

Upload the data and images of your project

3. Complete the information of your project. You can modify it whenever you want by entering your profile.

Download Tutorial School Prize and Download Template to apply

If you have any technical problems or need help in the process, you can contact us: biennial.paisatge@upc.edu or biennial@coac.net

Remember: last registration day: June, 30th, 2023

CREATE REGISTRE SCHOOLS

Download the template to complete the registration. You have at your disposal a tutorial .

Title

City / Place

Country

Title of the course

Academic year

University

Department/Section/Program

Written statement, short description of the project in English, no more than 250 words

Styles | Format | **B** *I* U | | Source



**International Biennial of
Landscape Architecture**

NOVEMBER 2023
BARCELONA

SCHOOL PRIZE

Professors

Students

Featured image

Ninguno archivo selec.

Upload requirements

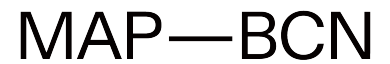
Upload finished template

Ninguno archivo selec.

Upload requirements

I have read and I accept the legal conditions, the bases of the call and I issue the publication rights for the Biennial to publish the photographs made by myself.

Institutional and Academic Organizers



Main supporting institutions



Ajuntament de Barcelona



Ajuntament de Barcelona
Institut Municipal del Paisatge
Urbà i la Qualitat de Vida

Academic Partners



Institutionals partners



Diputació
Barcelona

Generalitat de Catalunya
Departament de Territori
i Sostenibilitat

Rosa Barba Prize & L.A. Schools Prize

