



ROSA BARBA CASANOVAS INTERNATIONAL LANDSCAPE ARCHITECTURE PRIZE

With the support of the Banc de Sabadell Foundation

LAST DAY TO REGISTER PROJECTS: May 30, 2025

PROJECT REGISTRATION QUICK GUIDE

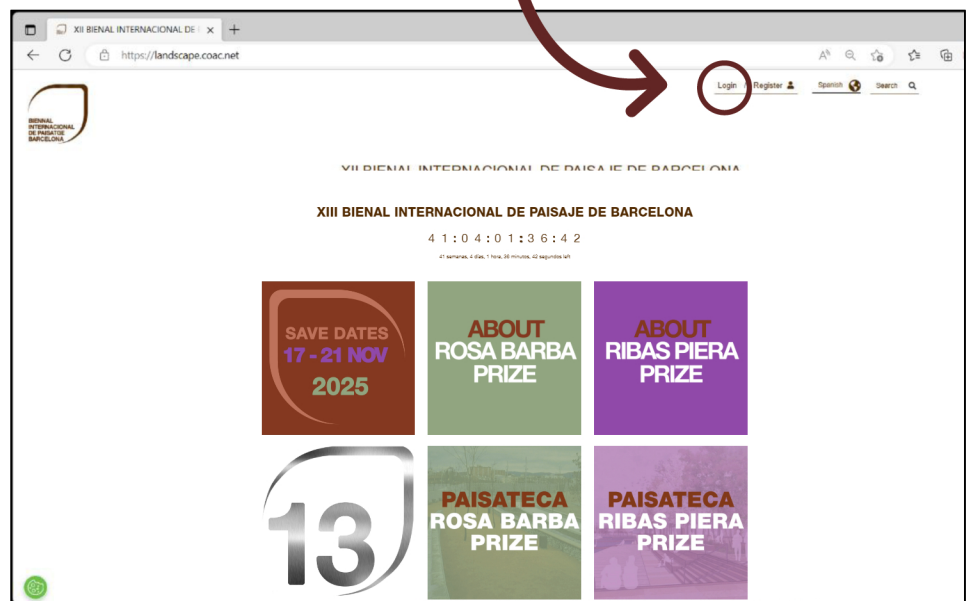
Barcelona International Landscape Biennial

17-21 NOVEMBER 2025
BARCELONA


ROSA BARBA CASANOVAS INTERNATIONAL LANDSCAPE ARCHITECTURE PRIZE

Step 1: LOG IN / REGISTER

If you have previously registered on the Biennial website, press the “Login” button to access your account. Then log in with your account name or personal email and password.



If you still do not have an account on the Biennial website, press the “Register” button to create a new account, necessary to register your projects. Complete the form and finish by clicking the "Create new account" button.





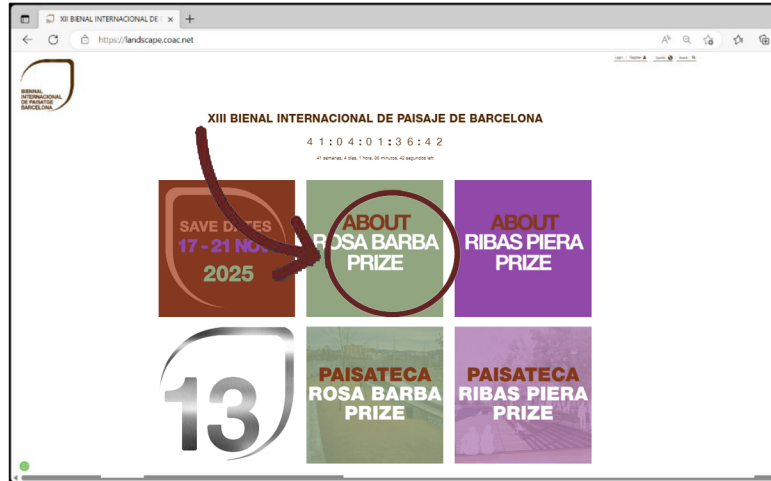
**Barcelona International
Landscape Biennial**

17-21 NOVEMBER 2025
BARCELONA

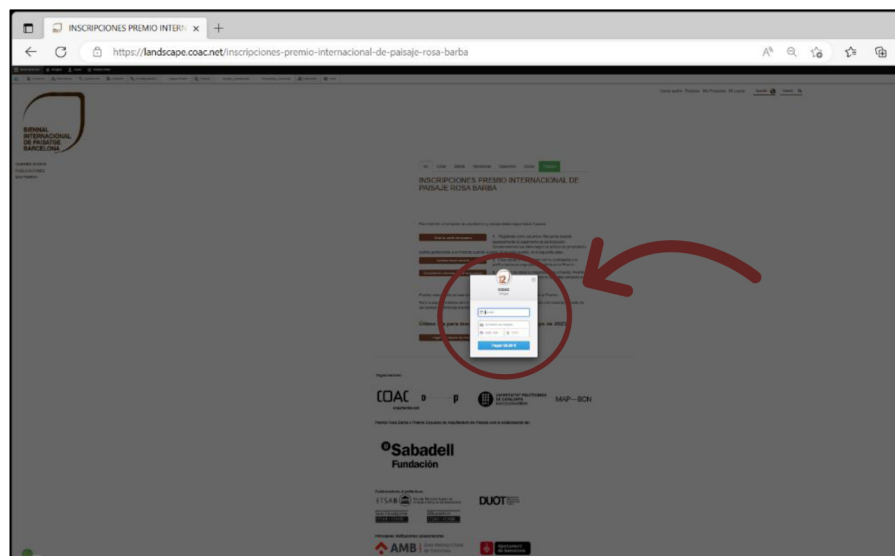
ROSA BARBA CASANOVAS
INTERNATIONAL
LANDSCAPE
ARCHITECTURE PRIZE

**Step 2: PAY YOUR REGISTRATION TO THE ROSA BARBA CASANOVAS
INTERNATIONAL LANDSCAPE ARCHITECTURE PRIZE**

Access the menu "REGISTRATION FOR THE ROSA BARBA CASANOVAS
INTERNATIONAL LANDSCAPE ARCHITECTURE PRIZE" on the main page of
the Biennial website.



Select the "Pay with credit card" button and complete the necessary information to formalize the registration payment (90 EUR). You will receive the invoice in your email.





**Barcelona International
Landscape Biennial**

17-21 NOVEMBER 2025
BARCELONA

PRIZE INTERNATIONAL
LANDSCAPING ROSA
BARBA CASANOVAS

Step 3: UPLOAD YOUR PROJECT ON THE BIENNIAL WEBSITE

Access the "My Projects" button located in the top menu of the Biennial website.

Select the "Edit" tab and complete the requested data of your project.

If this is the first time you upload a project, you must select the "Add an Architect" button and fill in the required data. If you have previously uploaded a project, select the "Search an Architect" button and select your profile.

Select the "Save" button to finish the process of formalizing the registration of the project.

The screenshot shows a web form for project registration. At the top right, there are links for 'Log out', 'My Projects', 'My Account', and 'English'. The form is divided into several sections: 'View' and 'Edit' tabs (with 'Edit' circled in red), 'Title del Proyecto', 'Title del Proyecto' (English version), 'Name of the studio', 'Architects' (with 'Add new architect' and 'Search Collaborator' buttons), 'Collaborators' (with 'Add new Collaborator' and 'Search Collaborator' buttons), 'Team image (Authors and Collaborators)', 'Upload requirements' (listing file size, address, and image format), 'Coordinates UTM', 'City / Place', 'Region', 'Country', and 'Location of the project' (with a search bar).

You can view the result of your content editing in the "View" tab. Remember that you can edit your content by entering this tab as many times as you need. **The registration period ends on May 30, 2025 at 11:59 p.m.**

Thank you for registering and sharing your project with the Award!